

St Gerard's Catholic Primary & Nursery School:

Read Write Inc – Set 3 Sounds



St Gerard's Catholic Primary & Nursery School

"Guided by God, St Gerard's Catholic Primary and Nursery School is an inspiring and aspirational community where we learn to love, hope, dream and achieve."



what can you see?

2. see, three, been, green, seen, keep,
need, sleep, feel

ee



cup of tea

3. eat, tea, neat, real, clean, please,
leave, dream, seat, scream

ea


Practise reading

see three been

green seen sleep

clean dream seat

scream real



toy to enjoy
2. toy, boy, enjoy

oy



spoil the boy
3. join, coin, voice, choice, noise

oi

Practise reading

toy boy enjoy


join voice coin



may I play?

2. day, play, may, way, lay, say, tray, spray

ay



make a cake

3. make, shake, cake, name, same, game, save, brave, late, date

a-e

Practise reading

play

day

may

way

say

spray

make


cake

name

same

late

date



igh



i-e

Practise reading

high

night

light

fright

bright

might

smile

white

nice

like

time

hide



blow the snow

2. blow, snow, slow, show, know,
flow, glow

ow



phone home

3. home, hope, rose, spoke, note,
broke, stole, rope, those

o-e

Practise reading

blow
.. _

snow
.. _

low
.. _

show
_ _

know
_ _

slow
.. _

home
.. .

hope
.. .


spoke
.. .

note
.. .

broke
.. .

phone
_ ..

ELEPHANTS



poo at the zoo

2. too, zoo, mood, fool, pool, stool, moon, spoon

oo



huge brute

3. tune, rude, huge, mule, brute, use, June, dude, accuse, excuse

u-e

Practise reading

too zoo food

pool moon spoon

tune rude huge


brute use June



shut the door

2. sort, short, worn, horse, sport,
snort, fork

or



yawn at dawn

3. saw, raw, law, straw, dawn, paw,
crawl, jaw, claw, yawn

aw

Practise reading

sort short horse

sport fork snort

saw law dawn

crawl paw yawn



that's not fair

2. fair, stair, hair, air, lair, chair

air



care and share

3. care, share, dare, bare, spare, scare, flare, square, Clare, software

are

Practise reading

fair

• _____

stair

• • _____

hair

• _____

air

chair

lair

• _____

share

dare

• _____

scare

• • _____

square

• _____

bare

• _____



whirl and twirl

2. girl, bird, third, whirl, twirl, dirt

ir



nurse with a purse

3. burn, turn, lurk, hurl, burn, burp, slurp, nurse, purse, hurt

ur

Practise reading

girl bird third

whirl twirl dirt

burn turn spurt

nurse purse hurt



shout it out

2. out, shout, loud, mouth, round,
found

ou



brown cow

3. howl, how, down, brown, cow,
town, crowd, drown, now, gown

ow

Practise reading

out shout loud

mouth round found

how down brown

cow town now

Speed Sounds Set 3

ay

a-e


ai



may I play?

2. day, play, may, way, lay, say,
tray, spray


ay



make a cake

3. make, shake, cake, name,
same, game, save,
brave, late, date

a-e



snail in the rain

3. paid, snail, tail, drain, paint,
Spain, chain, train, rain, stain

ai

Practise reading

play

day

may

way

say

spray

make

cake

name

same

late

date

snail

paid

tail

train

paint

rain

Speed Sounds Set 3

ow

o-e

oa



blow the snow

2. blow, snow, slow, show, kn ow,
flow, glow

ow



phone home

3. home, hope, rose, spoke, note,
broke, stole, rope, those

o-e



goat in a boat

3. toad, oak, road, cloak, throat,
roast, toast, leaf, coat, coal, coach

oa

Practise reading

blow
.. _ _ _

snow
. . _ _ _

show
_ _ _ _

know
_ _ _ _

flow
.. _ _ _

home
. . .

hope
. . .

spoke
. . . .

note
. . .

broke
. . . .

phone
_ _ . . .

goat
. _ _ . .

boat
. _ _ . .

road
. _ _ . .

throat
_ . _ . .

toast
. _ _ . .


coat
. _ _ . .

Speed Sounds Set 3

oo

ū-e

ew



poo at the zoo

2. too, zoo, mood, fool, pool, stool,
moon, spoon

oo



hūge brūe

3. tūe, rūe, hūe, mūe, brūe,
ūe, jūe, dūe, accūe, excūe

ū-e



chew the stew

3. new, knew, flew, blew, few, crew,
newt, screw, drew, grew, stew

ew

Practise reading

too
· _ _

zoo
· _ _

food
· _ _ .

pool
· _ _ .

moon
· _ _ .

spoon
· . _ _ .

tūe
· . .

rūe
· . .

hūe
· . .

brūe
· . .

ūe
· .

Jūe
· . .

chew
_ _ _

new
· _ _

blew
· . _ _

flew
· . _ _

drew
· . _ _

grew
· . _ _



ire

Practise reading

fire
· ———


hire
· ———

wire
· ———

bon/fire
· · · · ———

in/spire
· · · · ———

con/spire
· · · · ———



Practise reading

hear
• _____

dear
• _____

fear
• _____

near
• _____

year
• _____

ear



ure

Practise reading

pure

sure

cure

pic/ture

mix/ture

crea/ture

fu/ture

ad/ven/ture

temp/er/a/ture

Say the sound, say the grapheme

- 1 Show the tion card. Say the sound sh, then say the letter names ti.
- 2 Using exaggerated pronunciation, say each of the words listed on the card in syllables.
- 3 Ask the children to say the whole word.
e.g. you say con`vers`a`tion (shon); the children say conversation.
- 4 Point to ti on the chart. Say the sound sh, then say the letter names ti.

Fred Talk for reading

Using the tion Green Word cards or the words below:

- 1 Read each word in syllables (with exaggerated pronunciation), e.g. con`vers`a`shon.
- 2 Say the the word: conversation.

Write

- 1 Model how to write some of the words, underlining ti.
- 2 Using exaggerated pronunciation, say the word in syllables.
- 3 Ask the children to write the word.
- 4 Ask the children to read the word in syllables (exaggerated pronunciation), then say the whole word.

Give each child a photocopy of the page opposite, so they can practise the sounds at home.

Practise reading

con/vers/a/tion

. . . . — . . . — . . .

cel/e/bra/tion

. — . . .

ex/plor/a/tion trad/i/tion

. . . — . . . — — . . .

con/grat/u/la/tion a/tten/tion

. — — . . . — . . .



Say the sound, say the grapheme

- 1 Show the cious and tious cards. Say the sound sh, then say the letter names ti and ci.
- 2 Using exaggerated pronunciation, say each of the words listed on the card in syllables.
- 3 Ask the children to say the whole word.
e.g. you say de`li`cious (shous); the children say delicious.
- 4 Point to ci and ti on the chart. Say the sound sh, then say the letter names ci and ti.

Fred Talk for reading

Using the cious and tious Green Word cards or the words below:

- 1 Read each word in syllables (with exaggerated pronunciation), e.g. de`li`shous (shous to rhyme with house).
- 2 Now say the the word: delicious.

Write

- 1 Model how to write some of the words, underlining ci or ti.
- 2 Say the word in syllables.
- 3 Ask the children to write the word.
- 4 Ask the children to read out the word in syllables (exaggerated pronunciation), then say the whole word.

Give each child a photocopy of the page opposite, so they can practise the sounds at home.

Practise reading

de/li/cious

.

sus/pi/cious

.

vi/cious scrump/tious

.

pre/cious fe/ro/cious

.

