

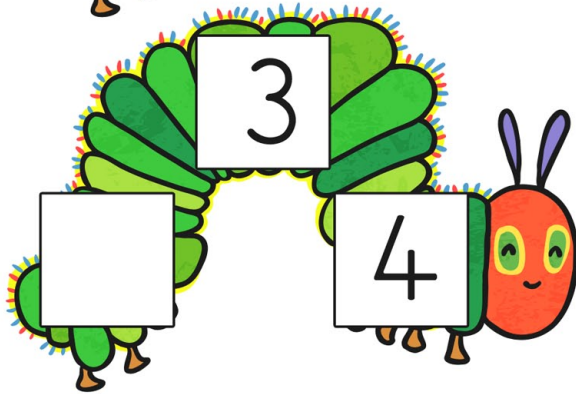








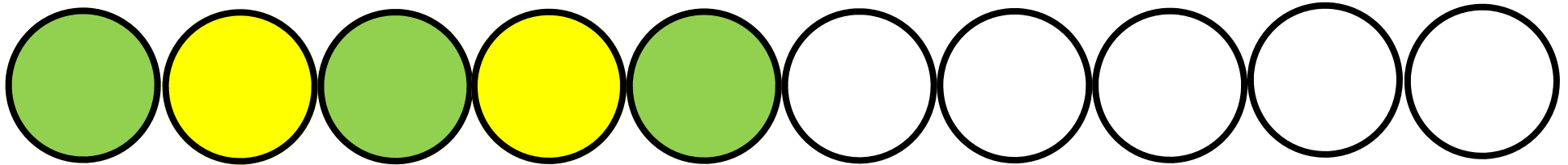



# Number Sequencing Caterpillars



Use coloured pencils to continue the patterns



Aa Bb Cc Dd Ee Ff


Gg Hh Ii Jj Kk Ll Mm

Nn Oo Pp Qq Rr Ss Tt


Uu Vv Ww Xx Yy Zz

# Minibeast Hunt

Tick the minibeasts that you have found!



spider




slug




beetle



crane fly  
(daddy-long-legs)



earwig



snail



millipede



butterfly



fly



bee



woodlouse




wasp



ladybird




dragonfly



ant


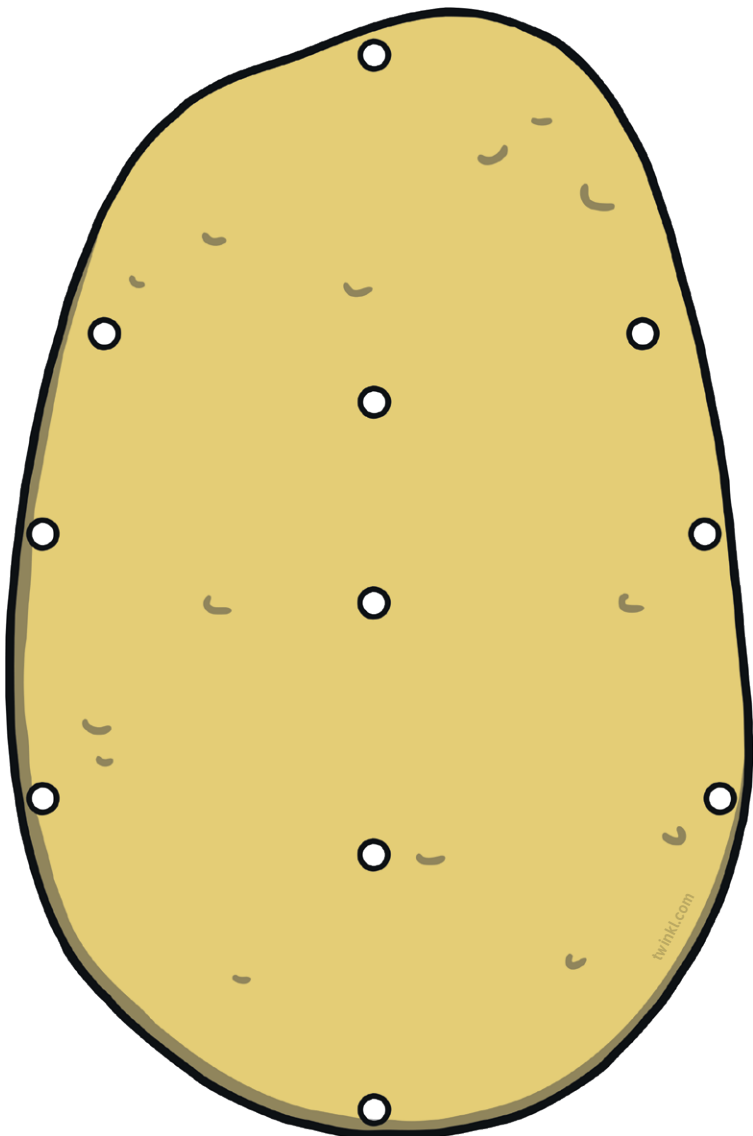
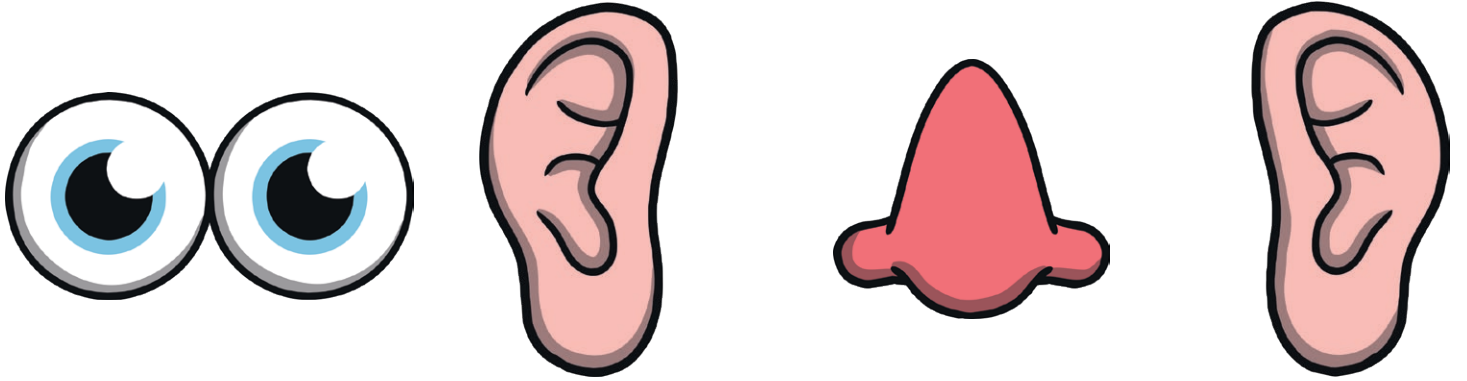










worm



caterpillar









# Building Brick Subtraction


Can you subtract the bumps on the building bricks?




$$- 4 =$$




$$- 2 =$$




$$- 4 =$$



$$- 4 =$$



$$- 2 =$$




$$- 6 =$$




$$- 2 =$$

# Building Brick Subtraction


Can you subtract the bumps on the building bricks?




$$- \quad 4 \quad =$$




$$- \quad 6 \quad =$$




$$- \quad 3 \quad =$$




$$- \quad 8 \quad =$$



$$- \quad 7 \quad =$$



$$- \quad 5 \quad =$$




$$- \quad 1 \quad =$$




# Building Brick Subtraction


Can you subtract the bumps on the building bricks?




$$- \quad 12 \quad =$$




$$- \quad 9 \quad =$$




$$- \quad 17 \quad =$$




$$- \quad 7 \quad =$$



$$- \quad 4 \quad =$$



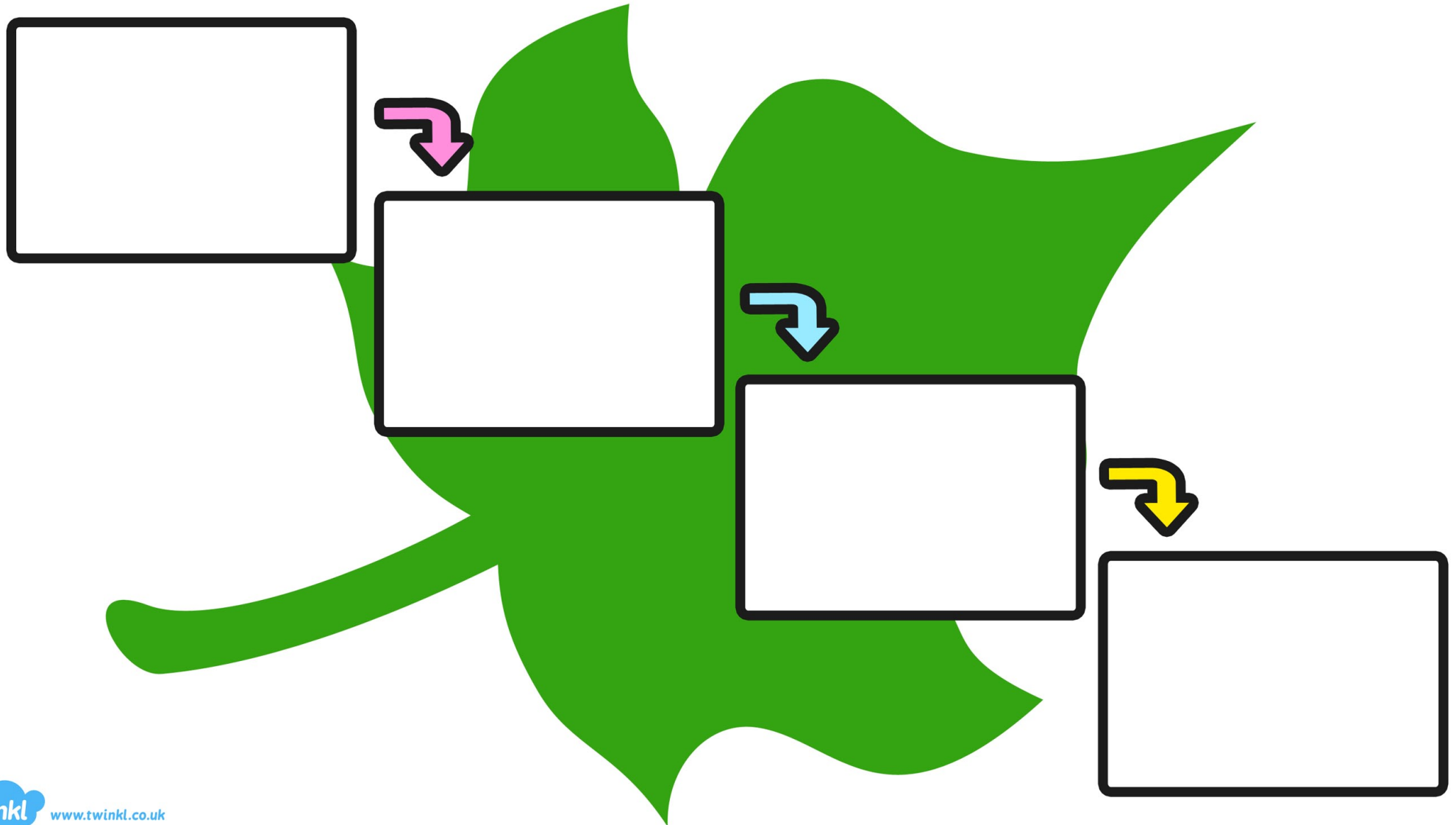
$$- \quad 13 \quad =$$



$$- \quad 6 \quad =$$




# BUTTERFLY LIFE CYCLE

Can you put the pictures in the right order?



# BUTTERFLY LIFE CYCLE

Cut out these images to use with the worksheets



Can you plant some seeds in your garden?  
Can you plant seeds in a plant pot and put it in your kitchen window?

Lent is a time



when we



grow in love.



Talk to your child about how Jesus' love for us grows, just like the bean/seed in the ground or plant pot.

Teach your child to care, love and look after their seed like Jesus' looks after us.



Luke's story tells us that Jesus lived in Nazareth with Mary and Joseph and grew up there.

He listened to them, learned from them, did all that they showed him which would help him grow in that special 'inside' way.

He grew to be the most loving person there ever was. He was loved by his Father in heaven and by everyone around him.

When people looked at and listened to Jesus, they knew what goodness, love, care and helpfulness really meant.

Lent is a time when the family of Jesus try to live and grow like Jesus

Based on Luke 2: 51-52  
(Come and See)



*Can you think of a prayer to say to God?  
(Please scribe for your child if they find it challenging to  
write their prayer)*






### Practise handwriting

Round the apple, down the leaf



### Practise sound-writing






### Practise handwriting

Round his bottom, up his tall neck, down to his feet




### Practise sound-writing





m m m



### Practise handwriting


Maisie, mountain, mountain

m m m m m

### Practise sound-writing

m






### Practise handwriting

Slither down the snake




### Practise sound-writing





t t



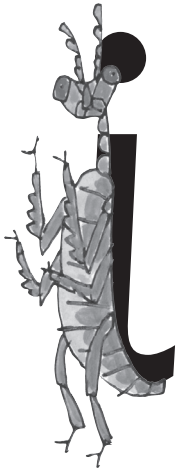
### Practise handwriting

Down the tower, across the tower




### Practise sound-writing

t



i i



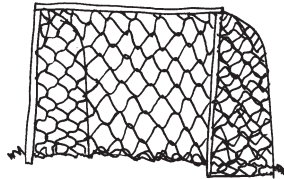
### Practise handwriting

Down the body, dot for the head

i i i i i

### Practise sound-writing

i



### Practise handwriting

Down Nobby, over his net



### Practise sound-writing







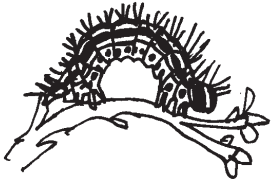
### Practise handwriting

Down the plait and over the pirate's face



### Practise sound-writing








### Practise handwriting

Curl around the caterpillar



### Practise sound-writing








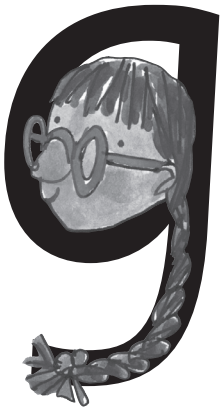
### Practise handwriting

Down the kangaroo's body, tail and leg



### Practise sound-writing








### Practise handwriting

Round her face, down her hair and give her a curl



### Practise sound-writing






### Practise handwriting

All around the orange



### Practise sound-writing





### Practise handwriting

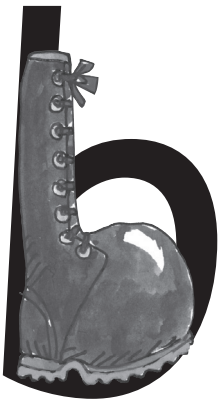
Down and under, up to the top and draw the puddle



### Practise sound-writing








b

b



### Practise handwriting

Down the laces to the heel, round the toe

b

b



b

b

b

### Practise sound-writing

b



### Practise handwriting

Down the stem and draw the leaves


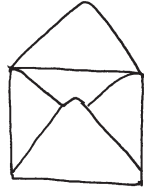


### Practise sound-writing





e e





### Practise handwriting

Lift off the top and scoop out the egg

e e e e e

### Practise sound-writing

e



## Practise handwriting

Down the long leg



## Practise sound-writing





h h



### Practise handwriting

Down the head to the hooves and over his back

h h h h h

### Practise sound-writing

h



### Practise handwriting

Slither down the snake, down the head to the hooves and over his back

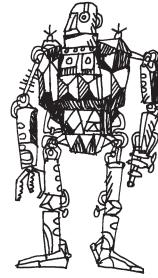
sh sh sh

### Practise sound-writing

sh



r r



### Practise handwriting

Down his back, then curl over his arm

r r r r r


### Practise sound-writing

r





j j



### Practise handwriting

Down his body, curl and dot

j j j j j

### Practise sound-writing

j



### Practise handwriting

Down a wing, up a wing



### Practise sound-writing





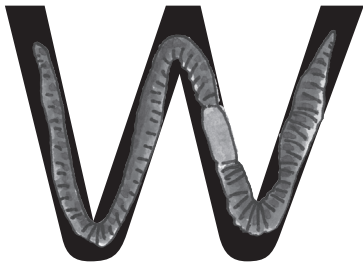
### Practise handwriting

Down a horn up a horn and under his head



### Practise sound-writing





### Practise handwriting

Down, up, down, up

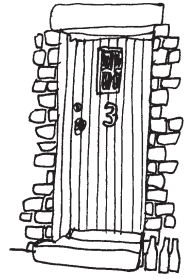


### Practise sound-writing





th th



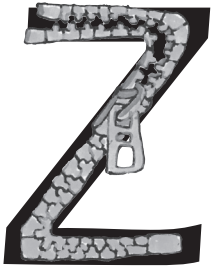
### Practise handwriting

Down the tower, across the tower, then down the horse's head to the hooves and over his back

th th th th th

### Practise sound-writing

th



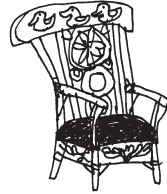
### Practise handwriting

Zig-zag-zig



### Practise sound-writing





### Practise handwriting

Curl around the caterpillar, then go down the horse's head to the hooves and over his back



### Practise sound-writing









### Practise handwriting

Round her head, up past her earrings and down her hair then down and under, up to the top and draw the puddle



### Practise sound-writing





may I play?

2. day, play, may, way, lay, say, tray, spray

ay

## Practise reading

Read in Fred Talk, then read the word

play

day

may

way

say

spray



that's not fair

2. fair, stair, hair, air, lair, chair

air

Practise reading

fair

stair

hair

air

chair

lair



start the car

2. car, bar, star, park, smart, start,  
sharp, spark

ar

## Practise reading

car  
· ———

start  
· · ——— ·

part  
· ——— ·

star  
· · ———

hard  
· ——— ·

sharp  
————— ·



may I play?

2. day, play, may, way, lay, say, tray, spray

ay

## Practise reading

Read in Fred Talk, then read the word

play

day

may

way

say

spray



what can you see?

2. see, three, been, green, keep,  
need, sleep, feel

ee ee

## Practise reading

Read in Fred Talk, then read the word

see

. — .

three

— . — .

been

. — . .

green


. . — . .

seen

. — . .

sleep

. . — . .



Practise reading

high

night

light

fright

bright

might





whirl and twirl

2. girl, bird, third, whirl, twirl, dirt

ir

Practise reading

girl


bird

third

whirl

twirl

dirt



## Practise reading

took



look

book

shook

cook

foot



## Practise reading

too

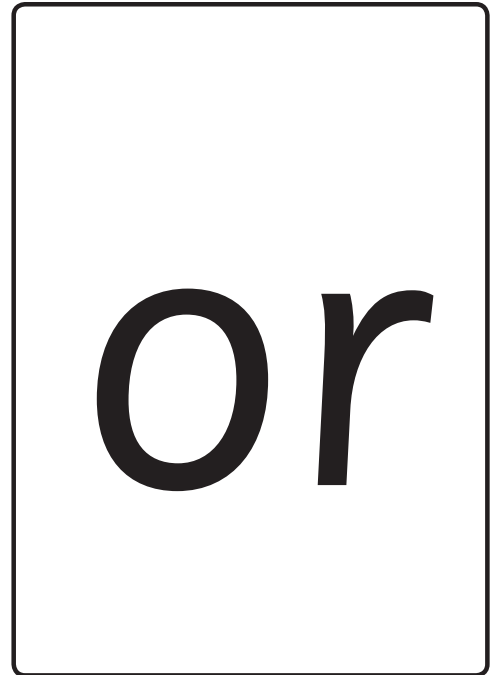
zoo

food

pool

moon

spoon



Practise reading

sort  
·     ·

short  
·     ·

horse  
·     ·

sport  
·     ·

fork  
·     ·

snort  
·     ·



shout it out

2. out, shout, loud, mouth, round, found

ou

Practise reading

out

shout

loud

mouth

round

found



blow the snow

2. blow, snow, slow, show, know, flow, glow

ow

## Practise reading

blow  
• • \_\_\_\_\_


snow  
• • \_\_\_\_\_

low  
• \_\_\_\_\_

sh ow  
\_\_\_\_\_

know  
• • \_\_\_\_\_

slow  
• • \_\_\_\_\_



toy to enjoy

2. toy, boy, enjoy

oy

Practise reading

toy

boy

enjoy