

TALK at Home...

HELPING AT HOME

Ideas and activities to support your child's
Speech, Language and Communication

pre-school



Welcome!

Good communication and language skills lead to happy, confident children who are good talkers.

Good talkers make GREAT learners

The best thing is, you don't have to do or buy anything special to help develop their language and communication skills.

All they really need is YOU!

Everytime you talk to your child it builds connections in their brain.

The more you talk the stronger these connections grow, and the easier time they'll have thinking, talking and learning.



This pack has lots of ideas to add even more talking into you and your toddler's daily routine

Even just 5 minutes spent on one of the simple activities in this book will make a difference.

Words to use when helping



Children need to hear a new word lots of times before they start using it themselves. Using the word lots of times in different situations will support your child's language development.

Did you know?

It is important for your child to learn a variety of word types in order to talk in short sentences. Getting your child involved with simple jobs around the house gives you the chance to talk and interact as your child hears lots of different words.

Action words

Mop Rinse
Sweep Open Close
Wipe Dust Spray
Blow

'WOW' words

Sparkling Damp
Gleaming
Liquid Fresh

Naming words

Duster Pocket
Pair Bucket
Mop Hoover
Dustpan
Washing line
Placemat

Describing words

Stripey Spotty
Empty Full Soak
Tidy Messy Warm
Bright


Everyday talk

Household jobs can be great for starting a conversation with your child. By chatting and interacting with them, you might even make these jobs fun for you. Don't forget to use a variety of different words.

It can be hard to know which words will be the most useful for your child to hear.

Try watching them and thinking **'What would they say if they could?'**

"We need to find the matching pairs of socks. Shall we find the stripey socks or the spotty socks?"



"You did a great job of mopping the floor. It's so clean it is sparkling."




"Let's check if the clothes on the washing line are dry. Feel the pockets, they are still a bit damp. What shall we do?"



Remember

Using different words, lots of times, in different situations, will support your child's language development.



Talk and play

Let's have a tea party

Encourage your child to invite you and a few of their toys to a 'tea party'. Support them to count how many are coming and think about what they will need. Let them lay the table ready for the party. This will help them to learn the skills to lay the table for the family.

When the party is over give your child the responsibility of cleaning up. Let them wash the dishes in a bowl of soapy water, clean the table with a cloth and brush the floor with a dustpan and brush. Use lots of action words to describe what they are doing. "You're doing a great job of scrubbing the plates clean."



Have fun and enjoy the party together. Talk about what you are doing as you do it.
"I'm thirsty, I'm going to pour a cup of tea"

Pretend play is a great time to introduce more specific words.

"Mmmm my cake was delicious"



Did you know?

Helping you with jobs at home can support your child's understanding of following instructions and prepares your child to complete more complex tasks at school and other environments.

Sharing stories

Don't have a copy of these books at home and can't get to a library?

Lots of books have video versions on YouTube

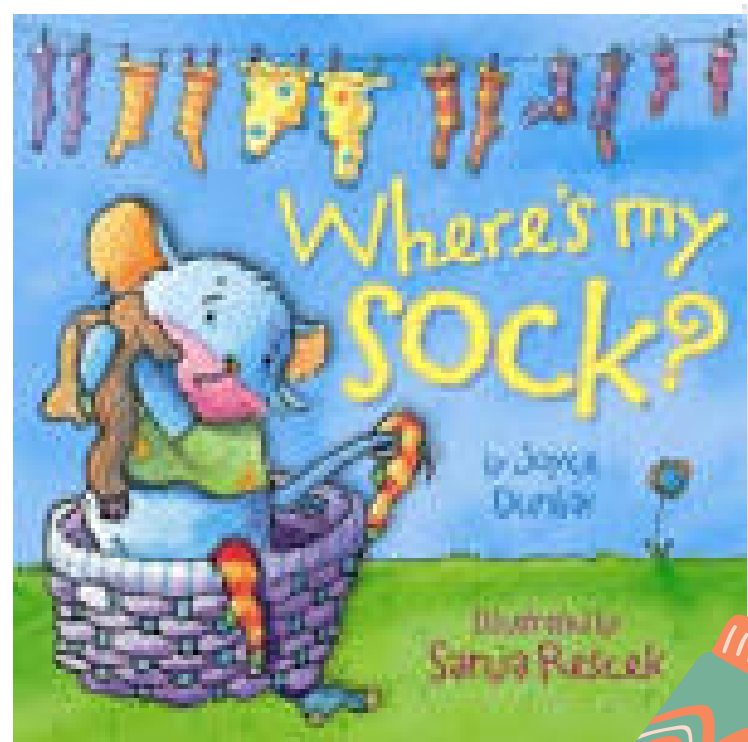

Books really help your child to learn new words.

Sharing stories with your child is fun! It's never too early to share books with your child, toddlers love to hear your voice and look at the pictures.



Llama, Llama, Mess, Mess, Mess by Anna Dewdney

Join Llama as he realises what would happen if his Mum didn't clean up either. He soon learns to help Mum with jobs at home.



Where's my Sock? by Joyce Dunbar

Join Pippin in his search for his missing sock. This is a great story to introduce the vocabulary of different patterns as they search for a pair.



Top Tip

Take the time to pause and help your child understand what a few new words mean - you can point to the picture, give them a word that means the same thing or give an example of the word from their own experiences.

Remember to praise your child for looking, listening and sharing a story with you.



Click [here](#) to join the local library or find/reserve a book



Sing-a-long

Click below or search

BBC radio EYFS



for the tunes and more songs and rhymes

Including songs or rhymes into your child's routine is a great opportunity to help them learn as well. They learn how to talk from listening to us speak or sing, and some children will even sing before they start talking.



This is the way we...

(Sing to the tune 'Here we go round the Mulberry bush')

This is the way we wash our clothes,
wash our clothes, wash our clothes.
This is the way we wash our clothes,
on a lovely sunny morning.

This is the way we peg out our clothes...

This is the way we brush the floor...

This is the way we wash the dishes...

This is the way we dry the dishes...

This is the way we wash the car...

Make up your own verses as you complete jobs around the house.

Don't forget to join in with the actions!



Down in the jungle

Join the baby animals as they wash their clothes down in the jungle.

Click [here](#) or search 'BBC radio EYFS' to listen to the song



Fact!

Singing action songs and rhymes can improve your child's fine motor skills and coordination, at the same time as supporting their language development



TOP TIPS

To give your child a great start on their language journey, think **FAST CARS**



F	Face to face	When you are face to face with your child, it shows you are listening and ready to interact.
A	Attention	Make sure you have your child's attention. Try saying their name first to gain their attention.
S	See what interests them	Follow your child's lead as they show you what they are interested in.
T	Time to respond	Children need time to put their thoughts together before they respond, so give them time.
C	Comment	Make comments and reduce the number of questions you ask, as comments lead to more talking.
A	Add to what they say	Build on what your child says by adding a word (e.g. child says "car", you say "shiny car").
R	Repeat	Children need to hear new words lots of times in different situations, so repeat, repeat, repeat!
S	Say it back to them	If your child says something incorrectly, say it back to them the right way (e.g. "yes, it's a CAR!")

Help at home Bingo

We've left some spaces blank for you to fill with your own little talking wins



Use our Help at Home Bingo board to mark off/colour in each time you do an activity from this booklet.

Even if you just do one of these then you are already helping your child's language development.

Share a book

Use a 'WOW' word in your daily routine

Sing 'Down in the jungle'

Use an action word in your daily routine

Set the table for a tea party

Brush the floor after a tea party


Sing 'This is the way...'


Want more ideas to up your talking time?

Check out BBC Tiny Happy People

<https://www.bbc.co.uk/tiny-happy-people>

You can also find them on Facebook and Instagram








Talk to me at home

Children love to get involved with jobs around the house so why not use this as an opportunity to develop their speech, language and communication skills.



 Talk about the different steps of washing, drying, folding, ironing and putting away. You can comment on how the washing 'dances' on the washing line in the wind.

 Talk about how the different items feel and smell (e.g. soft, smooth, rough, fresh).

 Encourage your child to help you sort the washing. Find matching items and talk about them (e.g. pairs of socks, clothes the same colour, things the same size).

 Listening is important too so encourage your child to stop and listen to the different sounds.

Rub-a-dub dub,
dirty socks in a
tub

Red and yellow
and blue and
green

With a hole in the
toes and a hole in
the heel

Wash them all till
they're fresh and
clean.

TALK!
Halton

All you have to do is.....TALK!

Cut me out and keep me!